



GENERAL INFORMATION - 2019

<p>Population 0.2 Millions</p> <p>Internet users 0.1 Millions</p>	<p>GDP 846 Millions current US\$</p> <p>GDP growth 2.9 %</p>	<p>Merchandise trade 437 Millions current US\$</p> <p>Land area 2 830 km²</p>
---	--	--

Source: UNCTAD and ITU (complete URL addresses in the General Notes)

E-COMMERCE ASSESSMENT - 2017-20

<p>Rank in UNCTAD B2C E-commerce Index</p> <p>-/152</p>	<p>Rank in ITU ICT Development Index</p> <p>127/176</p>	<p>Rank in WEF Networked Readiness Index</p> <p>-/134</p>
--	--	--

Source: UNCTAD, ITU and WEF (complete URL address in the General Notes) Note: 1 = Best

ICT INFRASTRUCTURE AND SERVICES - 2019

Metric	Value
Internet users	33.6
Fixed broadband subscriptions	0.9
Active mobile broadband subscriptions	25.9

Fixed broadband Internet tariffs, PPP \$/month

Statistic	Value
Highest tariff	549.2
Median tariff	40.3
Lowest tariff	5.4
SAMOA (highlighted)	42.5

Source: ITU (complete URL address in the General Notes)

PAYMENTS - 2017

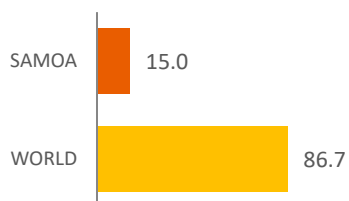
Method	SAMOA	Southern, Eastern and South-Eastern Asia & Oceania	World
Debit card used in the past year	0.0	25.6	32.6
Credit card used in the past year	0.0	19.5	29.3
Mobile phone or the internet used to access a financial institution account in the past year	0.0	20.3	23.2

Source: World Bank (complete URL address in the General Notes)

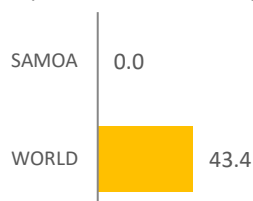
COUNTRY PROFILE: SAMOA

🛒 TRADE LOGISTICS - 2017-19

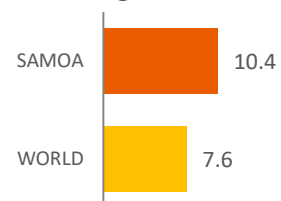
Percent of population having mail delivered at home



Postal reliability index (0 to 100, 100 = Best)

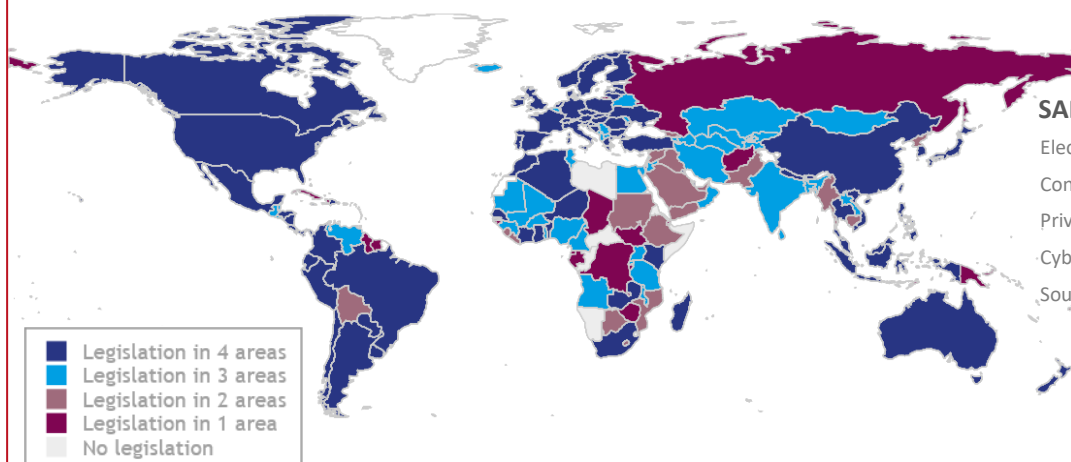


Days to clear direct exports through customs



Source: UPU and World Bank (complete URL addresses in the General Notes)

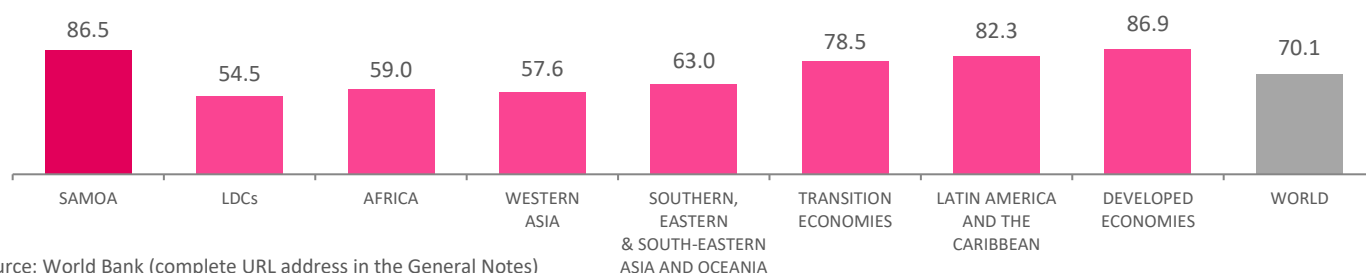
⚖️ LEGAL AND REGULATORY FRAMEWORKS - 2020



For more information see: http://unctad.org/en/Pages/DTL/STI_and_ICTs/ICT4D-Legislation/eCom-Global-Legislation.aspx

🎓 SKILLS DEVELOPMENT - 2013-17

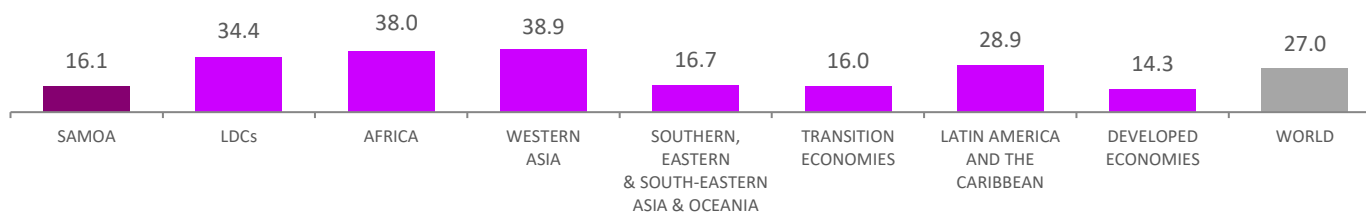
Percentage of firms using e-mail to interact with clients/suppliers



Source: World Bank (complete URL address in the General Notes)

💰 FINANCING FOR eCOMMERCE - 2013-17

Percentage of firms identifying access to finance as a major constraint



Source: World Bank (complete URL address in the General Notes)

COUNTRY PROFILE: GENERAL NOTES

NOTES:

- For merchandise trade - sum of exports and imports.

- Country groups are weighted using population for most indicators with the exception of those on skills development, financing for e-commerce and days to clear direct exports through customs. Regional average values relate to developing economies in those regions.

SYMBOLS FOR MISSING VALUES:

0: Zero means nil or negligible

#N/A: Not available or not publishable

FOR MORE INFORMATION ON DATA SOURCES SEE:

- ITU, World Telecommunication/ICT Indicators database: <http://www.itu.int/en/ITU-D/Statistics/Pages/publications/wtid.aspx>

- UNCTAD, UNCTADStat: <http://unctadstat.unctad.org>

- UPU, Postal Statistics: <http://www.upu.int/en/resources/postal-statistics/about-postal-statistics.html>

- World Bank, E-trade Indicators: <http://wits.worldbank.org/analyticaldata/etrade-indicators.aspx>

- WEF, Networked Readiness Index: <http://reports.weforum.org/global-information-technology-report-2016/networked-readiness-index>

DISCLAIMER:

- The designations employed do not imply the expression of any opinion concerning the legal status of any country, territory, city or area, or of its authorities, or concerning the delimitation of its frontiers or boundaries.

GENERATION DATE:

15 March 2021