



GENERAL INFORMATION - 2019

Population 0.2 Millions	GDP 1 974 Millions current US\$	Merchandise trade 653 Millions current US\$
Internet users 0.1 Millions	GDP growth 2.0 %	Land area 610 km ²

Source: UNCTAD and ITU (complete URL addresses in the General Notes)

E-COMMERCE ASSESSMENT - 2017-20

Rank in UNCTAD B2C E-commerce Index -/152	Rank in ITU ICT Development Index 104/176	Rank in WEF Networked Readiness Index -/134
---	---	---

Source: UNCTAD, ITU and WEF (complete URL address in the General Notes) Note: 1 = Best

ICT INFRASTRUCTURE AND SERVICES - 2019

Metric	Value (per 100 inhabitants)
Internet users	50.8
Fixed broadband subscriptions	17.7
Active mobile broadband subscriptions	42.3

Fixed broadband Internet tariffs, PPP \$/month

Highest tariff: 549.2
Median tariff: 40.3
Lowest tariff: 5.4
SAINT LUCIA, 45.6

Source: ITU (complete URL address in the General Notes)

PAYMENTS - 2017

Debit card used in the past year	SAINT LUCIA, 0.0	LATIN AMERICA & THE CARIBBEAN, 23.5	WORLD, 32.6
Credit card used in the past year	SAINT LUCIA, 0.0	LATIN AMERICA & THE CARIBBEAN, 20.1	WORLD, 29.3
Mobile phone or the internet used to access a financial institution account in the past year	SAINT LUCIA, 0.0	LATIN AMERICA & THE CARIBBEAN, 10.3	WORLD, 23.2

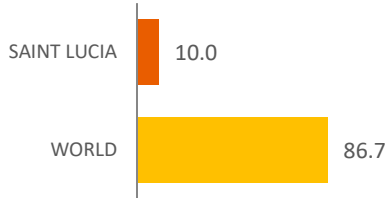
Per 100 inhabitants

Source: World Bank (complete URL address in the General Notes)

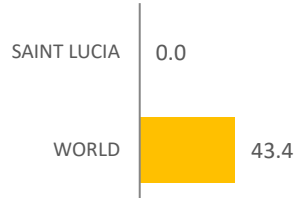
COUNTRY PROFILE: SAINT LUCIA

🛒 TRADE LOGISTICS - 2017-19

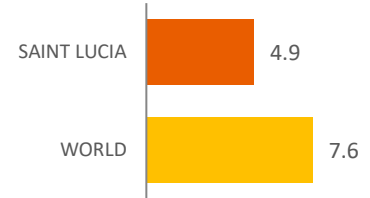
Percent of population having mail delivered at home



Postal reliability index (0 to 100, 100 = Best)

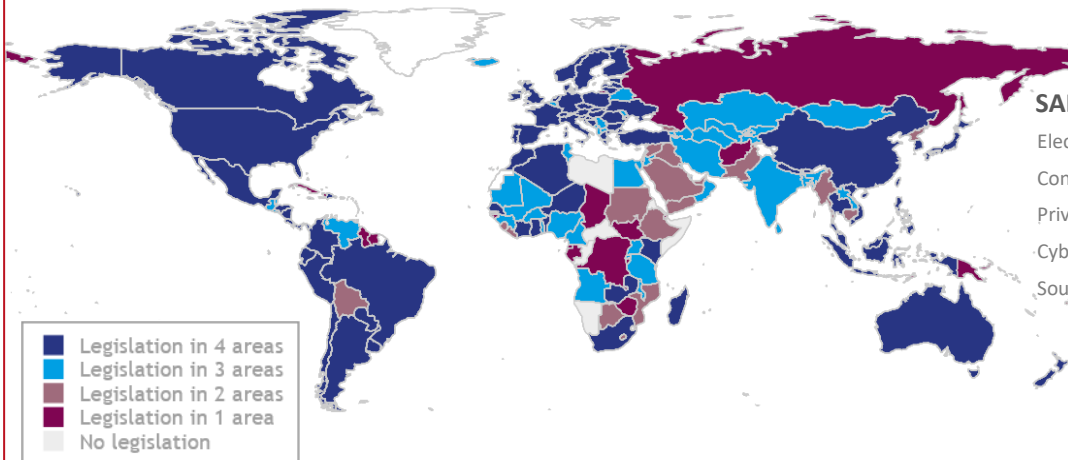


Days to clear direct exports through customs



Source: UPU and World Bank (complete URL addresses in the General Notes)

⚖️ LEGAL AND REGULATORY FRAMEWORKS - 2020



SAINT LUCIA

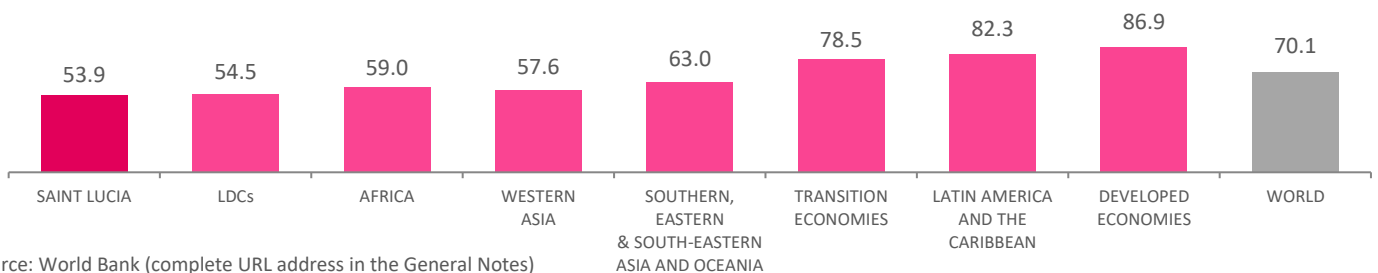
Electronic transactions:	Legislation
Consumer protection:	#N/A
Privacy and data protection:	Legislation
Cybercrime:	Legislation

Source: UNCTAD

For more information see: http://unctad.org/en/Pages/DTL/STI_and_ICTs/ICT4D-Legislation/eCom-Global-Legislation.aspx

🎓 SKILLS DEVELOPMENT - 2013-17

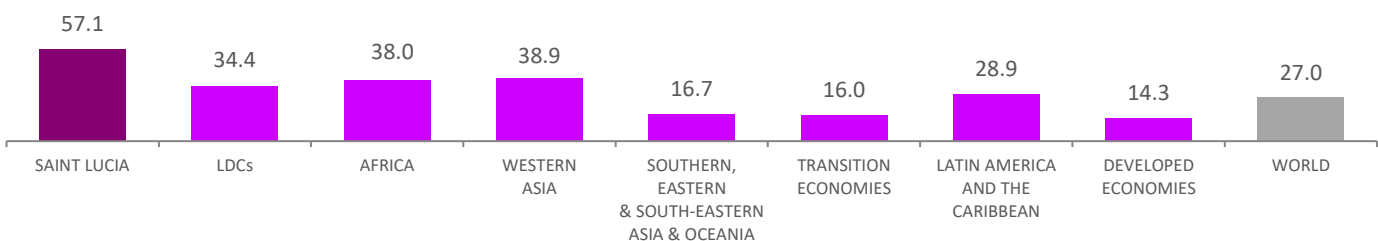
Percentage of firms using e-mail to interact with clients/suppliers



Source: World Bank (complete URL address in the General Notes)

💰 FINANCING FOR eCOMMERCE - 2013-17

Percentage of firms identifying access to finance as a major constraint



Source: World Bank (complete URL address in the General Notes)

COUNTRY PROFILE: GENERAL NOTES

NOTES:

- For merchandise trade - sum of exports and imports.

- Country groups are weighted using population for most indicators with the exception of those on skills development, financing for e-commerce and days to clear direct exports through customs. Regional average values relate to developing economies in those regions.

SYMBOLS FOR MISSING VALUES:

0: Zero means nil or negligible

#N/A: Not available or not publishable

FOR MORE INFORMATION ON DATA SOURCES SEE:

- ITU, World Telecommunication/ICT Indicators database: <http://www.itu.int/en/ITU-D/Statistics/Pages/publications/wtid.aspx>

- UNCTAD, UNCTADStat: <http://unctadstat.unctad.org>

- UPU, Postal Statistics: <http://www.upu.int/en/resources/postal-statistics/about-postal-statistics.html>

- World Bank, E-trade Indicators: <http://wits.worldbank.org/analyticaldata/etrade-indicators.aspx>

- WEF, Networked Readiness Index: <http://reports.weforum.org/global-information-technology-report-2016/networked-readiness-index>

DISCLAIMER:

- The designations employed do not imply the expression of any opinion concerning the legal status of any country, territory, city or area, or of its authorities, or concerning the delimitation of its frontiers or boundaries.

GENERATION DATE:

15 March 2021