









GENERAL INFORMATION - 2019

 Population 144.4 Millions	 GDP 1 701 119 Millions current US\$	 Merchandise trade 674 448 Millions current US\$
 Internet users 119.3 Millions	 GDP growth 1.3 %	 Land area 16 376 870 km2

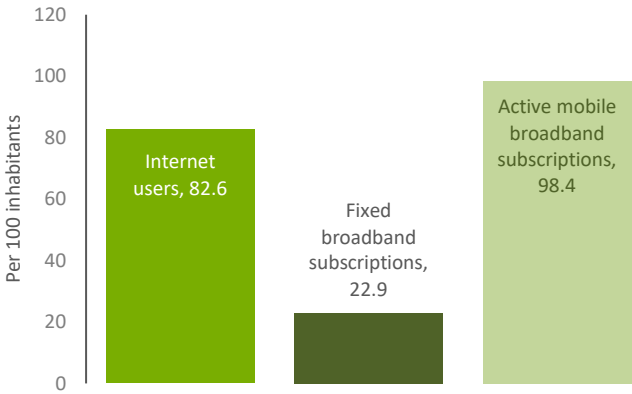
Source: UNCTAD and ITU (complete URL addresses in the General Notes)

E-COMMERCE ASSESSMENT - 2017-20

Rank in UNCTAD B2C E-commerce Index	Rank in ITU ICT Development Index	Rank in WEF Networked Readiness Index
41/152	45/176	48/134

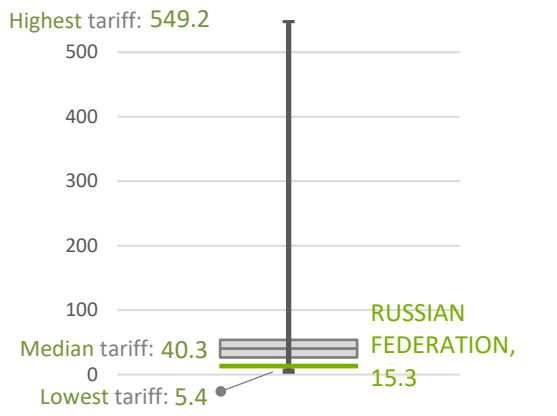
Source: UNCTAD, ITU and WEF (complete URL address in the General Notes) Note: 1 = Best

ICT INFRASTRUCTURE AND SERVICES - 2019



Metric	Value
Internet users	82.6
Fixed broadband subscriptions	22.9
Active mobile broadband subscriptions	98.4

Fixed broadband Internet tariffs, PPP \$/month

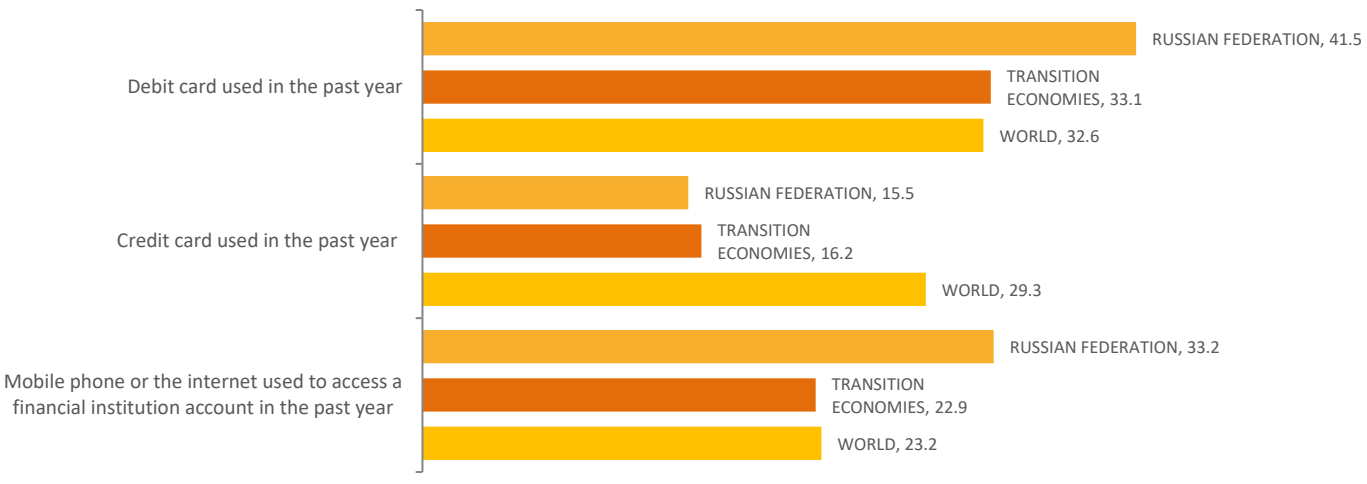


Highest tariff: 549.2
Median tariff: 40.3
Lowest tariff: 5.4

RUSSIAN FEDERATION, 15.3

Source: ITU (complete URL address in the General Notes)

PAYMENTS - 2017



Metric	Russian Federation	Transition Economies	World
Debit card used in the past year	41.5	33.1	32.6
Credit card used in the past year	15.5	16.2	29.3
Mobile phone or the internet used to access a financial institution account in the past year	33.2	22.9	23.2

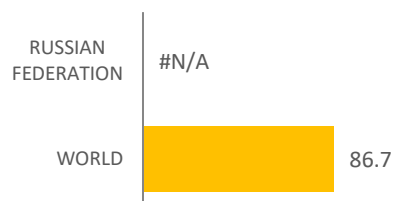
Per 100 inhabitants

Source: World Bank (complete URL address in the General Notes)

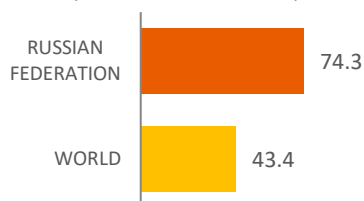
COUNTRY PROFILE: RUSSIAN FEDERATION

TRADE LOGISTICS - 2017-19

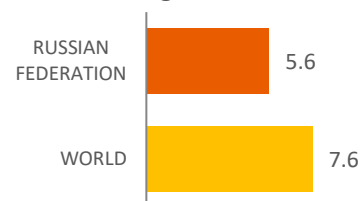
Percent of population having mail delivered at home



Postal reliability index (0 to 100, 100 = Best)

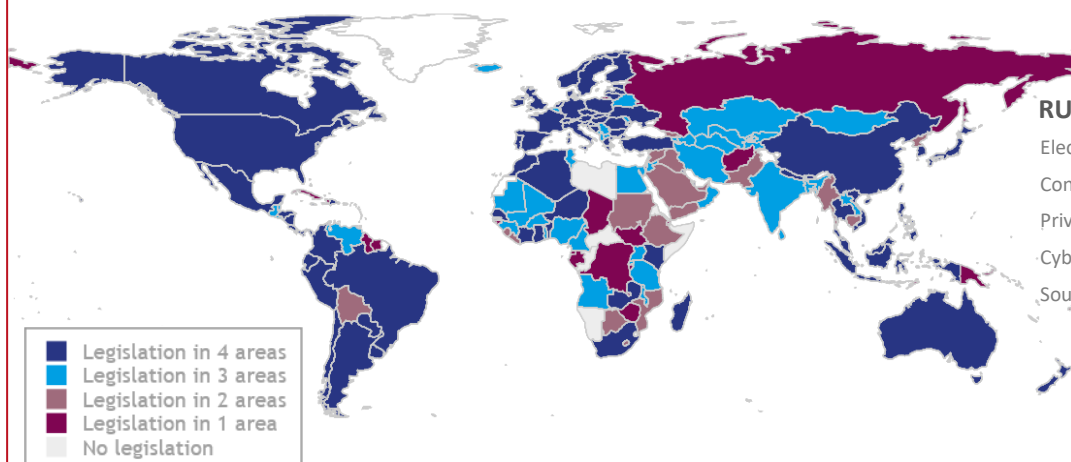


Days to clear direct exports through customs



Source: UPU and World Bank (complete URL addresses in the General Notes)

LEGAL AND REGULATORY FRAMEWORKS - 2020



RUSSIAN FEDERATION

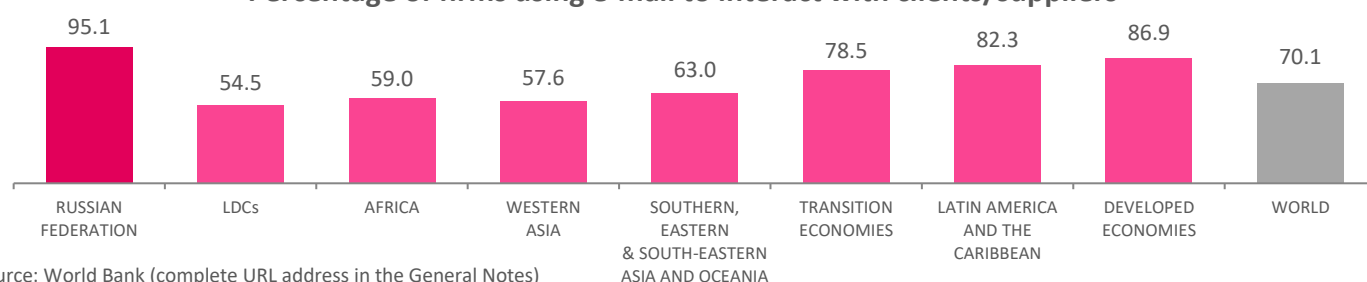
Electronic transactions:	Legislation
Consumer protection:	Draft legislation
Privacy and data protection:	Draft legislation
Cybercrime:	#N/A

Source: UNCTAD

For more information see: http://unctad.org/en/Pages/DTL/STI_and_ICTs/ICT4D-Legislation/eCom-Global-Legislation.aspx

SKILLS DEVELOPMENT - 2013-17

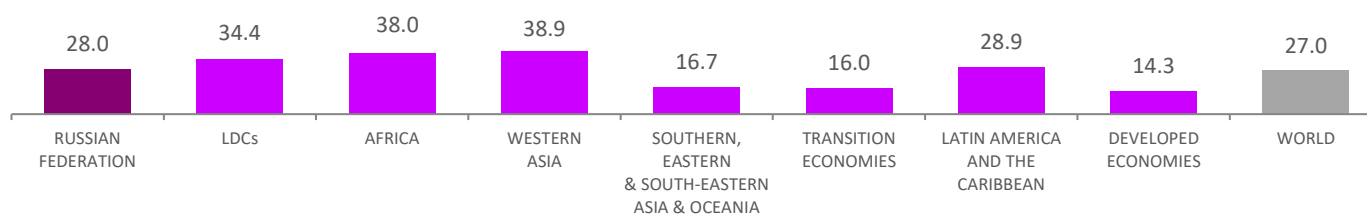
Percentage of firms using e-mail to interact with clients/suppliers



Source: World Bank (complete URL address in the General Notes)

FINANCING FOR eCOMMERCE - 2013-17

Percentage of firms identifying access to finance as a major constraint



Source: World Bank (complete URL address in the General Notes)

COUNTRY PROFILE: GENERAL NOTES

NOTES:

- For merchandise trade - sum of exports and imports.

- Country groups are weighted using population for most indicators with the exception of those on skills development, financing for e-commerce and days to clear direct exports through customs. Regional average values relate to developing economies in those regions.

SYMBOLS FOR MISSING VALUES:

0: Zero means nil or negligible

#N/A: Not available or not publishable

FOR MORE INFORMATION ON DATA SOURCES SEE:

- ITU, World Telecommunication/ICT Indicators database: <http://www.itu.int/en/ITU-D/Statistics/Pages/publications/wtid.aspx>

- UNCTAD, UNCTADStat: <http://unctadstat.unctad.org>

- UPU, Postal Statistics: <http://www.upu.int/en/resources/postal-statistics/about-postal-statistics.html>

- World Bank, E-trade Indicators: <http://wits.worldbank.org/analyticaldata/etrade-indicators.aspx>

- WEF, Networked Readiness Index: <http://reports.weforum.org/global-information-technology-report-2016/networked-readiness-index>

DISCLAIMER:

- The designations employed do not imply the expression of any opinion concerning the legal status of any country, territory, city or area, or of its authorities, or concerning the delimitation of its frontiers or boundaries.

GENERATION DATE:

15 March 2021