



GENERAL INFORMATION - 2019

Population
216.6 Millions

GDP
258 323 Millions current US\$

Merchandise trade
73 683 Millions current US\$

Internet users
37.0 Millions

GDP growth
1.9 %

Land area
770 880 km²

Source: UNCTAD and ITU (complete URL addresses in the General Notes)

E-COMMERCE ASSESSMENT - 2017-20

Rank in UNCTAD B2C E-commerce Index
116/152

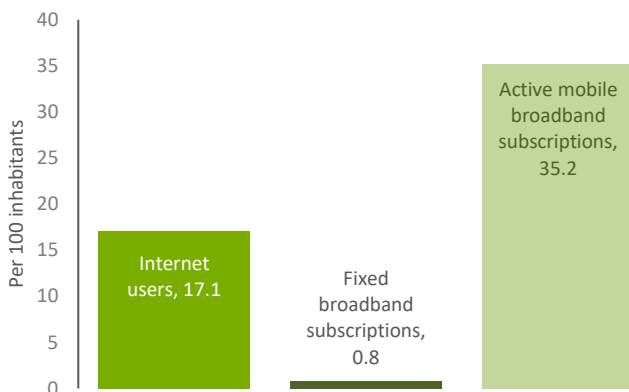
Rank in ITU ICT Development Index
148/176

Rank in WEF Networked Readiness Index
111/134

Source: UNCTAD, ITU and WEF (complete URL address in the General Notes)

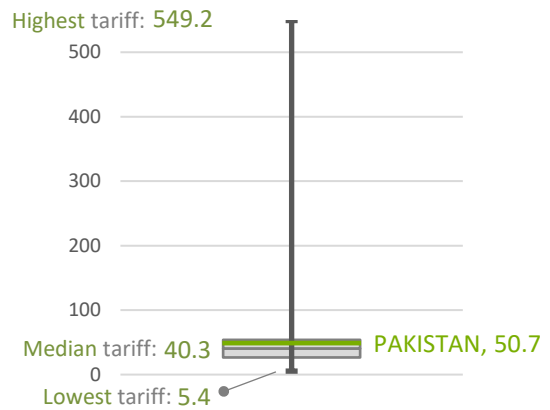
Note: 1 = Best

ICT INFRASTRUCTURE AND SERVICES - 2019

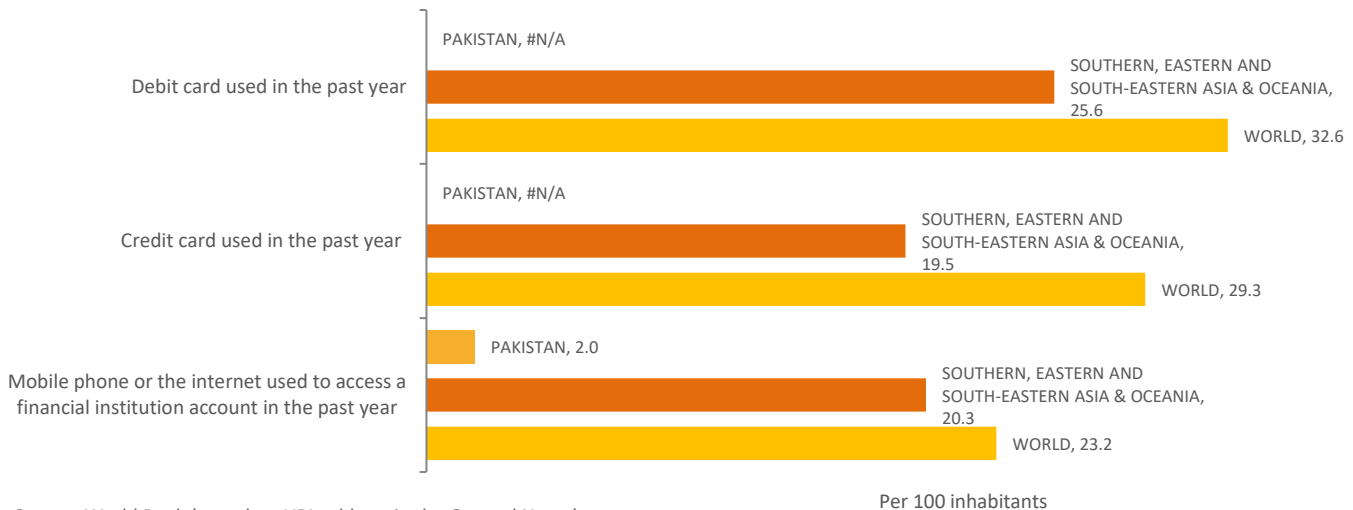


Source: ITU (complete URL address in the General Notes)

Fixed broadband Internet tariffs, PPP \$/month



PAYMENTS - 2017



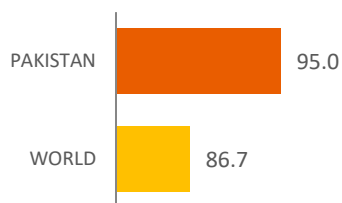
Source: World Bank (complete URL address in the General Notes)

Per 100 inhabitants

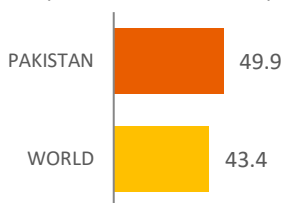
COUNTRY PROFILE: PAKISTAN

TRADE LOGISTICS - 2017-19

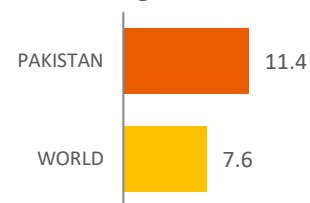
Percent of population having mail delivered at home



Postal reliability index (0 to 100, 100 = Best)

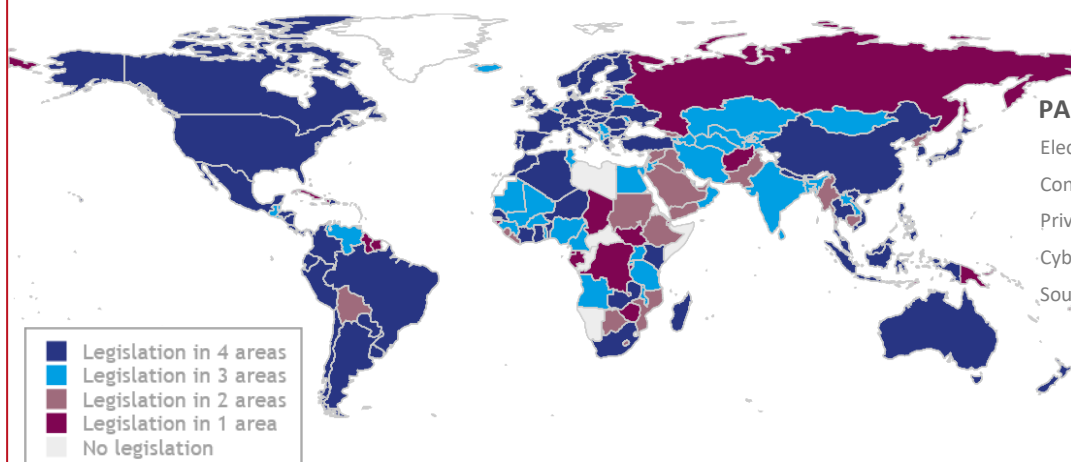


Days to clear direct exports through customs



Source: UPU and World Bank (complete URL addresses in the General Notes)

LEGAL AND REGULATORY FRAMEWORKS - 2020



PAKISTAN

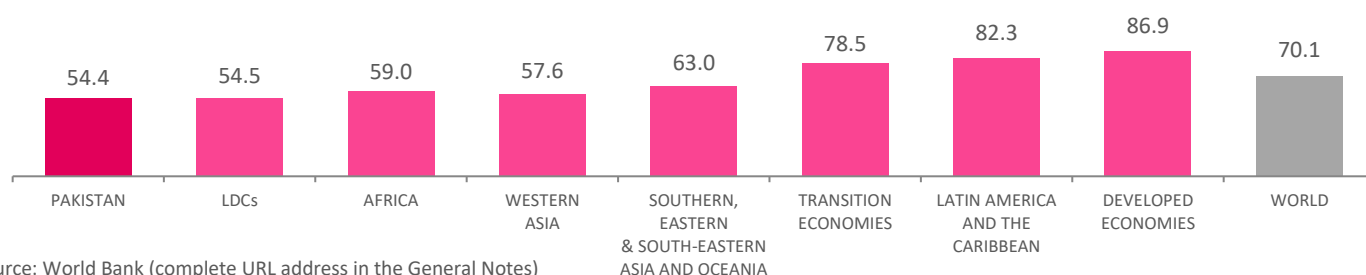
Electronic transactions:	Legislation
Consumer protection:	#N/A
Privacy and data protection:	Draft legislation
Cybercrime:	Legislation

Source: UNCTAD

For more information see: http://unctad.org/en/Pages/DTL/STI_and ICTs/ICT4D-Legislation/eCom-Global-Legislation.aspx

SKILLS DEVELOPMENT - 2013-17

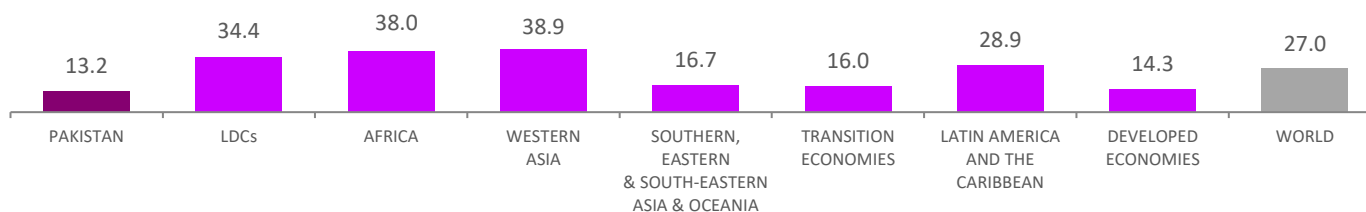
Percentage of firms using e-mail to interact with clients/suppliers



Source: World Bank (complete URL address in the General Notes)

FINANCING FOR eCOMMERCE - 2013-17

Percentage of firms identifying access to finance as a major constraint



Source: World Bank (complete URL address in the General Notes)

COUNTRY PROFILE: GENERAL NOTES

NOTES:

- For merchandise trade - sum of exports and imports.

- Country groups are weighted using population for most indicators with the exception of those on skills development, financing for e-commerce and days to clear direct exports through customs. Regional average values relate to developing economies in those regions.

SYMBOLS FOR MISSING VALUES:

0: Zero means nil or negligible

#N/A: Not available or not publishable

FOR MORE INFORMATION ON DATA SOURCES SEE:

- ITU, World Telecommunication/ICT Indicators database: <http://www.itu.int/en/ITU-D/Statistics/Pages/publications/wtid.aspx>

- UNCTAD, UNCTADStat: <http://unctadstat.unctad.org>

- UPU, Postal Statistics: <http://www.upu.int/en/resources/postal-statistics/about-postal-statistics.html>

- World Bank, E-trade Indicators: <http://wits.worldbank.org/analyticaldata/etrade-indicators.aspx>

- WEF, Networked Readiness Index: <http://reports.weforum.org/global-information-technology-report-2016/networked-readiness-index>

DISCLAIMER:

- The designations employed do not imply the expression of any opinion concerning the legal status of any country, territory, city or area, or of its authorities, or concerning the delimitation of its frontiers or boundaries.

GENERATION DATE:

15 March 2021