








### GENERAL INFORMATION - 2016

 <b>Population</b> 2.1 Millions	 <b>GDP</b> 10 746 Millions current US\$	 <b>Merchandise trade</b> 11 545 Millions current US\$
 <b>Internet users</b> 1.5 Millions	 <b>GDP growth</b> 2.9 %	 <b>Land area</b> 25 220 km <sup>2</sup>

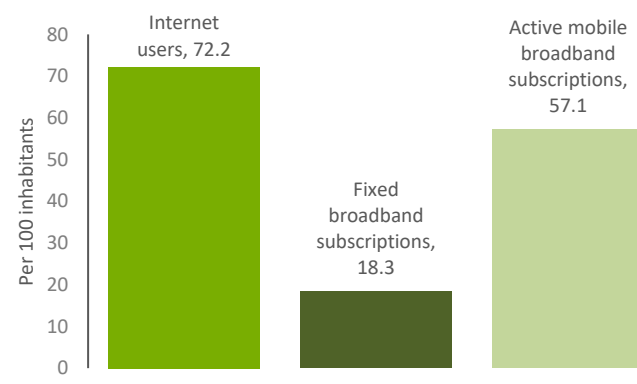
Source: UNCTAD and ITU (complete URL addresses in the General Notes)

### E-COMMERCE ASSESSMENT - 2017

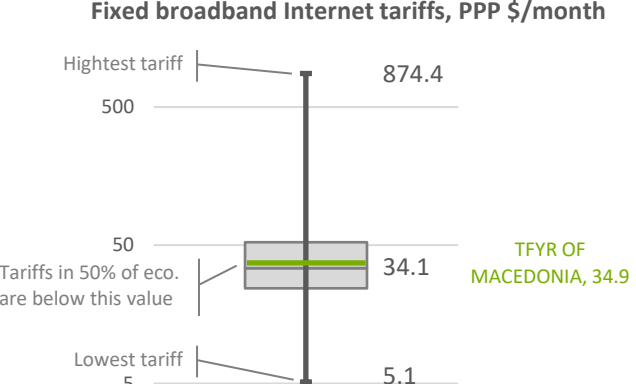
<b>Rank in UNCTAD B2C E-commerce Index</b>	<b>Rank in ITU ICT Development Index</b>	<b>Rank in WEF Networked Readiness Index</b>
-/144	69/176	46/139

Source: UNCTAD, ITU and WEF (complete URL address in the General Notes) Note: 1 = Best

### ICT INFRASTRUCTURE AND SERVICES - 2016



Internet users	72.2
Fixed broadband subscriptions	18.3
Active mobile broadband subscriptions	57.1



**Fixed broadband Internet tariffs, PPP \$/month**

Highest tariff: 874.4

500

50

Tariffs in 50% of eco. are below this value: 34.1

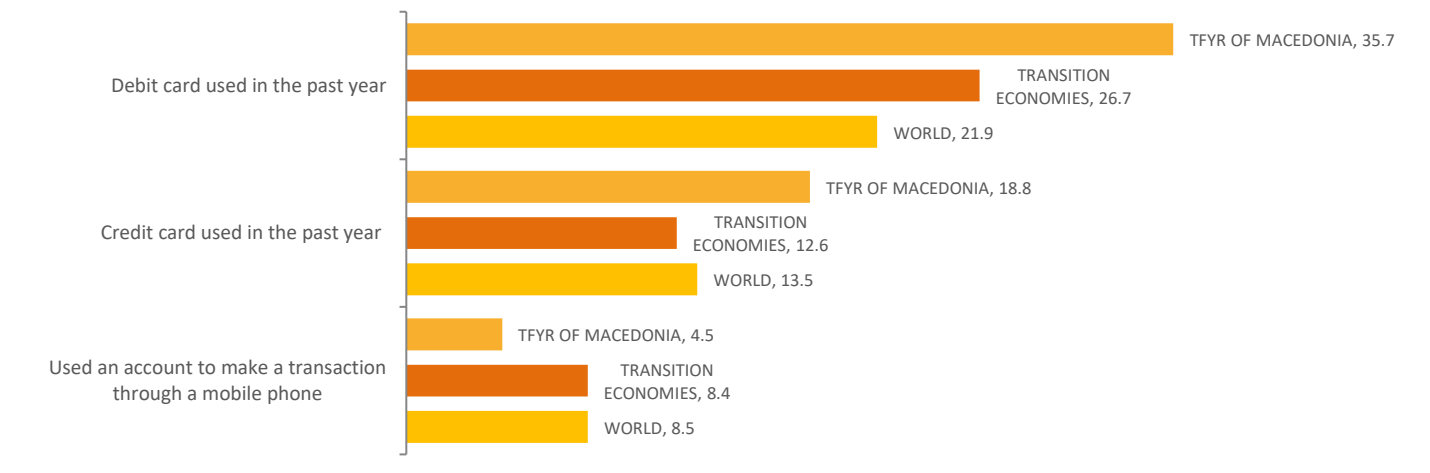
TFYR OF MACEDONIA, 34.9

Lowest tariff: 5.1

5

Source: ITU (complete URL address in the General Notes)

### PAYMENTS - 2014



Payment Method	TFYR OF MACEDONIA	TRANSITION ECONOMIES	WORLD
Debit card used in the past year	35.7	26.7	21.9
Credit card used in the past year	18.8	12.6	13.5
Used an account to make a transaction through a mobile phone	4.5	8.4	8.5

Per 100 inhabitants

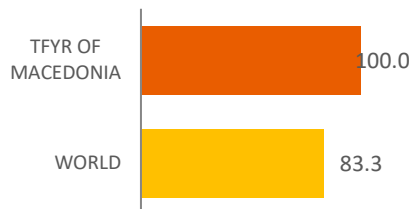
Source: World Bank (complete URL address in the General Notes)

## COUNTRY PROFILE: TFYR OF MACEDONIA

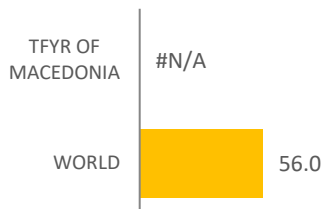


### TRADE LOGISTICS - 2016

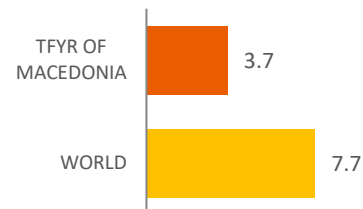
#### Percent of population having mail delivered at home



#### Postal reliability index (0 to 100, 100 = Best)



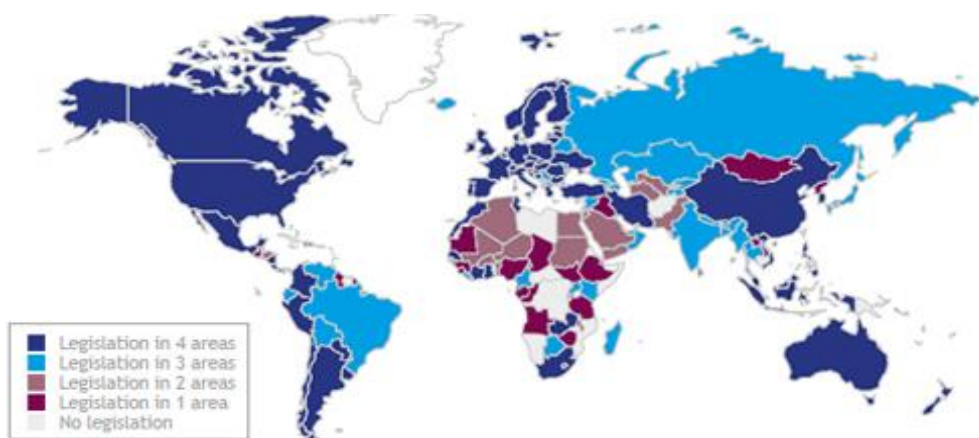
#### Days to clear direct exports through customs



Source: UPU and World Bank (complete URL addresses in the General Notes)



### LEGAL AND REGULATORY FRAMEWORKS - 2017



#### TFYR OF MACEDONIA

Electronic Transactions:	Legislation
Consumer Protection:	#N/A
Privacy and data protection:	Legislation
Cybercrime:	Legislation

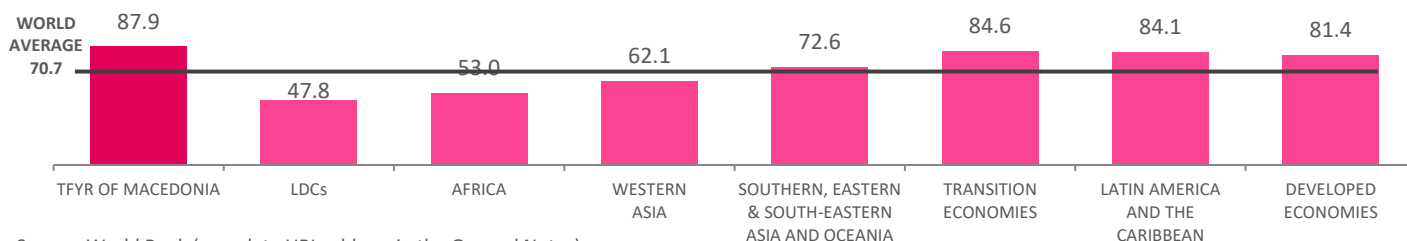
Source: UNCTAD

For more information see: [http://unctad.org/en/Pages/DTL/STI\\_and\\_ICTs/ICT4D-Legislation/eCom-Global-Legislation.aspx](http://unctad.org/en/Pages/DTL/STI_and_ICTs/ICT4D-Legislation/eCom-Global-Legislation.aspx)



### SKILLS DEVELOPMENT - 2013-17

#### Percentage of firms using e-mail to interact with clients/suppliers

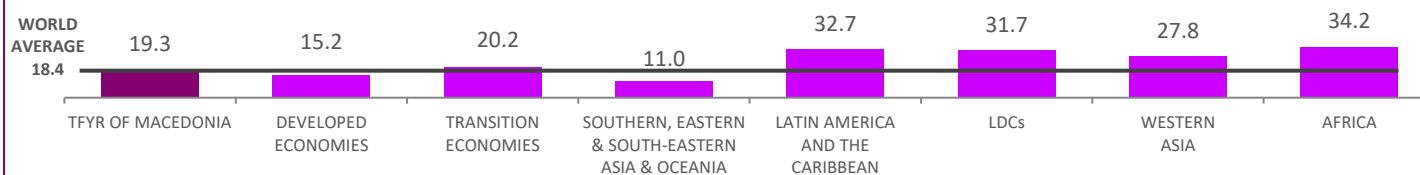


Source: World Bank (complete URL address in the General Notes)



### FINANCING FOR eCOMMERCE - 2014-15

#### Percentage of firms identifying access to finance as a major constraint



Source: World Bank (complete URL address in the General Notes)

## COUNTRY PROFILE: GENERAL NOTES

---

### NOTES:

- For merchandise trade - sum of exports and imports.
- Country groups are weighted using population for most indicators with the exception of those on skills development, financing for e-commerce and days to clear direct exports through customs.

### SYMBOLS FOR MISSING VALUES:

0: Zero means nil or negligible

#N/A: Not available or not publishable

### FOR MORE INFORMATION ON DATA SOURCES SEE:

- ITU, World Telecommunication/ICT Indicators database: <http://www.itu.int/en/ITU-D/Statistics/Pages/publications/wtid.aspx>
- UNCTAD, UNCTADStat: <http://unctadstat.unctad.org>
- UPU, Postal Statistics: <http://www.upu.int/en/resources/postal-statistics/about-postal-statistics.html>
- World Bank, E-trade Indicators: <http://wits.worldbank.org/analyticaldata/etrade-indicators.aspx>
- WEF, Networked Readiness Index: <http://reports.weforum.org/global-information-technology-report-2016/networked-readiness-index>

### DISCLAIMER:

- The designations employed do not imply the expression of any opinion concerning the legal status of any country, territory, city or area, or of its authorities, or concerning the delimitation of its frontiers or boundaries.

### GENERATION DATE:

3 July 2018