



GENERAL INFORMATION - 2016

 Population 0.1 Millions	 GDP 765 Millions current US\$	 Merchandise trade 381 Millions current US\$
 Internet users 0.1 Millions	 GDP growth 1.3 %	 Land area 390 km2

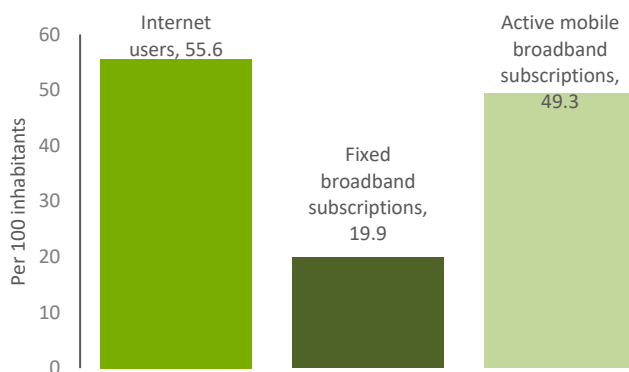
Source: UNCTAD and ITU (complete URL addresses in the General Notes)

E-COMMERCE ASSESSMENT - 2017

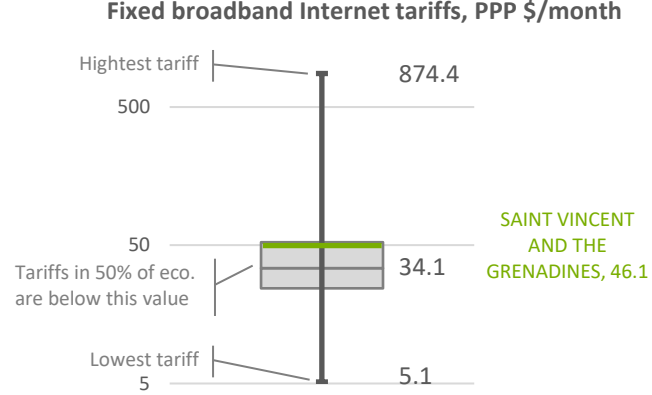
Rank in UNCTAD B2C E-commerce Index	Rank in ITU ICT Development Index	Rank in WEF Networked Readiness Index
-/144	82/176	-/139

Source: UNCTAD, ITU and WEF (complete URL address in the General Notes) Note: 1 = Best

ICT INFRASTRUCTURE AND SERVICES - 2016



Internet users	55.6
Fixed broadband subscriptions	19.9
Active mobile broadband subscriptions	49.3



Fixed broadband Internet tariffs, PPP \$/month

Highest tariff: 874.4

500

50

Tariffs in 50% of eco. are below this value

SAINT VINCENT AND THE GRENADINES, 46.1

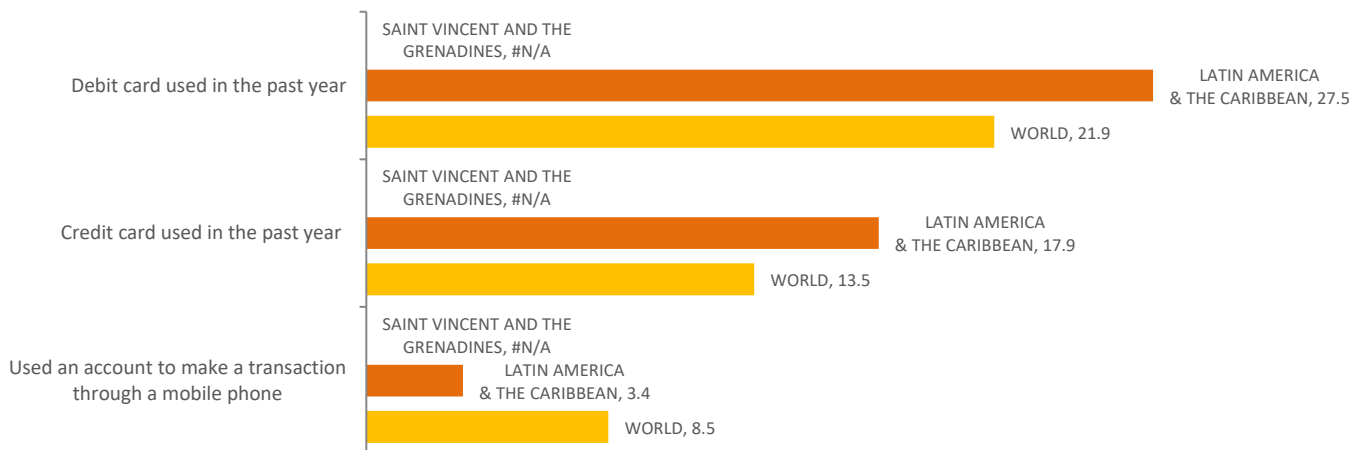
34.1

Lowest tariff: 5.1

5

Source: ITU (complete URL address in the General Notes)

PAYMENTS - 2014



Payment Method	SAINT VINCENT AND THE GRENADINES	LATIN AMERICA & THE CARIBBEAN	WORLD
Debit card used in the past year	#N/A	27.5	21.9
Credit card used in the past year	#N/A	17.9	13.5
Used an account to make a transaction through a mobile phone	#N/A	3.4	8.5

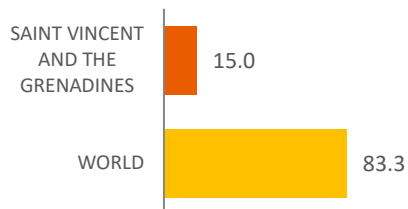
Per 100 inhabitants

Source: World Bank (complete URL address in the General Notes)

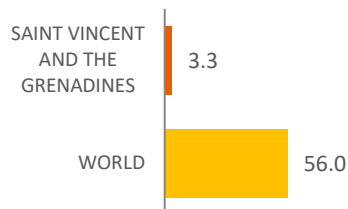
COUNTRY PROFILE: SAINT VINCENT AND THE GRENADINES

TRADE LOGISTICS - 2016

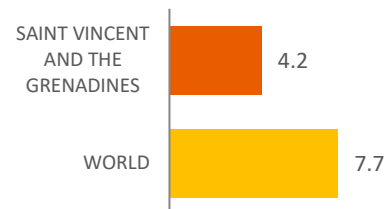
Percent of population having mail delivered at home



Postal reliability index (0 to 100, 100 = Best)



Days to clear direct exports through customs



Source: UPU and World Bank (complete URL addresses in the General Notes)

LEGAL AND REGULATORY FRAMEWORKS - 2017



SAINT VINCENT AND THE GRENADINES

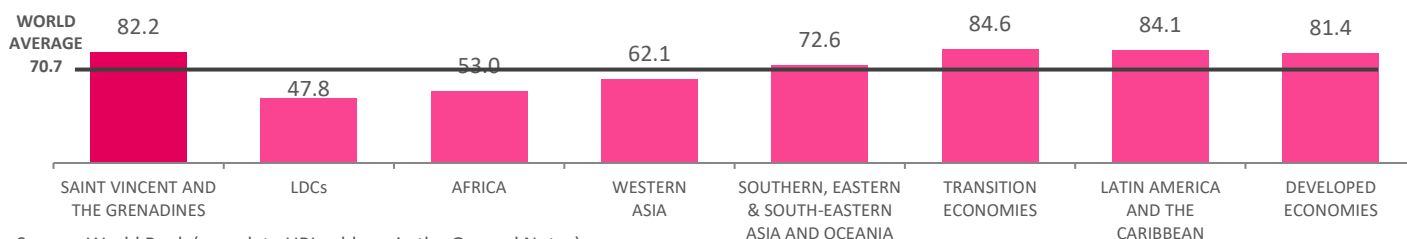
Electronic Transactions:	Legislation
Consumer Protection:	#N/A
Privacy and data protection:	Legislation
Cybercrime:	Legislation

Source: UNCTAD

For more information see: http://unctad.org/en/Pages/DTL/STI_and_ICTs/ICT4D-Legislation/eCom-Global-Legislation.aspx

SKILLS DEVELOPMENT - 2013-17

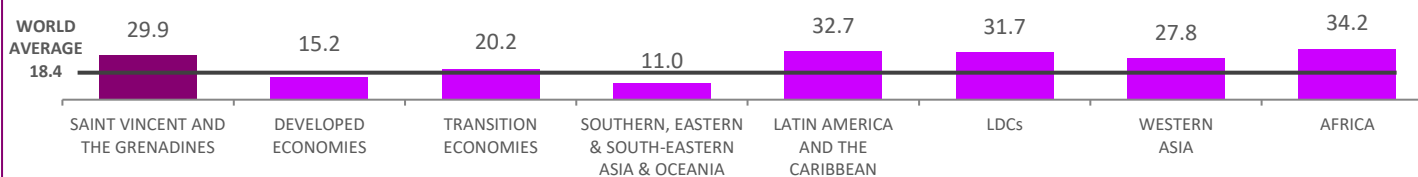
Percentage of firms using e-mail to interact with clients/suppliers



Source: World Bank (complete URL address in the General Notes)

FINANCING FOR eCOMMERCE - 2014-15

Percentage of firms identifying access to finance as a major constraint



Source: World Bank (complete URL address in the General Notes)

COUNTRY PROFILE: GENERAL NOTES

NOTES:

- For merchandise trade - sum of exports and imports.
- Country groups are weighted using population for most indicators with the exception of those on skills development, financing for e-commerce and days to clear direct exports through customs.

SYMBOLS FOR MISSING VALUES:

0: Zero means nil or negligible

#N/A: Not available or not publishable

FOR MORE INFORMATION ON DATA SOURCES SEE:

- ITU, World Telecommunication/ICT Indicators database: <http://www.itu.int/en/ITU-D/Statistics/Pages/publications/wtid.aspx>
- UNCTAD, UNCTADStat: <http://unctadstat.unctad.org>
- UPU, Postal Statistics: <http://www.upu.int/en/resources/postal-statistics/about-postal-statistics.html>
- World Bank, E-trade Indicators: <http://wits.worldbank.org/analyticaldata/etrade-indicators.aspx>
- WEF, Networked Readiness Index: <http://reports.weforum.org/global-information-technology-report-2016/networked-readiness-index>

DISCLAIMER:

- The designations employed do not imply the expression of any opinion concerning the legal status of any country, territory, city or area, or of its authorities, or concerning the delimitation of its frontiers or boundaries.

GENERATION DATE:

3 July 2018