



### GENERAL INFORMATION - 2017

 <b>Population</b> 0.1 Millions	 <b>GDP</b> 931 Millions current US\$	 <b>Merchandise trade</b> 359 Millions current US\$
 <b>Internet users</b> 0.0 Millions	 <b>GDP growth</b> 1.2 %	 <b>Land area</b> 260 km2

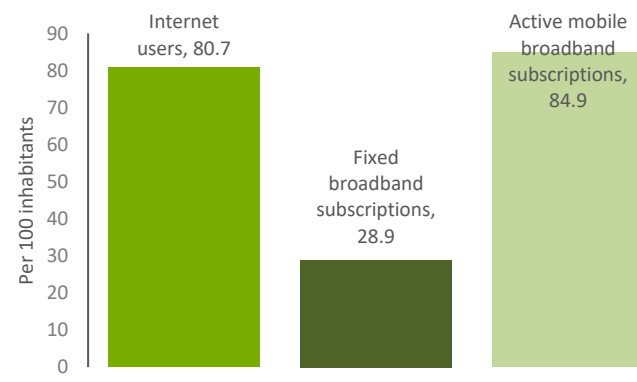
Source: UNCTAD and ITU (complete URL addresses in the General Notes)

### E-COMMERCE ASSESSMENT - 2016-18

<b>Rank in UNCTAD B2C E-commerce Index</b>	<b>Rank in ITU ICT Development Index</b>	<b>Rank in WEF Networked Readiness Index</b>
-/151	37/176	-/139

Source: UNCTAD, ITU and WEF (complete URL address in the General Notes) Note: 1 = Best

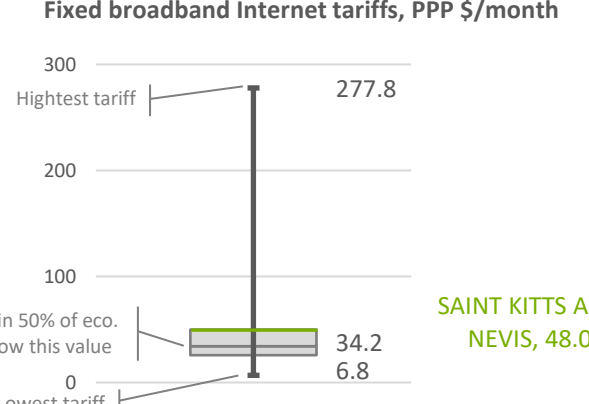
### ICT INFRASTRUCTURE AND SERVICES - 2017



Internet users, 80.7

Fixed broadband subscriptions, 28.9

Active mobile broadband subscriptions, 84.9



**Fixed broadband Internet tariffs, PPP \$/month**

Highest tariff: 277.8

Lowest tariff: 6.8

Tariffs in 50% of eco. are below this value: 34.2

**SAINT KITTS AND NEVIS, 48.0**

Source: ITU (complete URL address in the General Notes)

### PAYMENTS - 2014-17

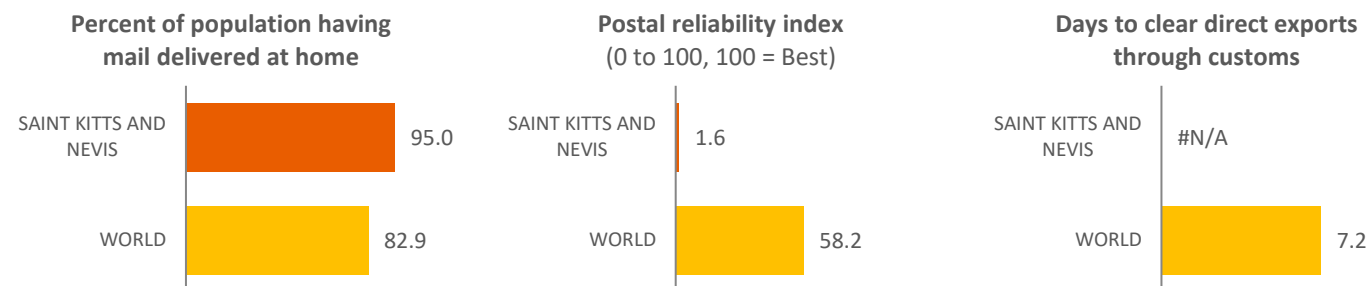
Debit card used in the past year	SAINT KITTS AND NEVIS, #N/A	LATIN AMERICA & THE CARIBBEAN, 23.2	WORLD, 30.6
Credit card used in the past year	SAINT KITTS AND NEVIS, #N/A	LATIN AMERICA & THE CARIBBEAN, 17.9	WORLD, 27.7
Mobile phone or the internet used to access a financial institution account in the past year	SAINT KITTS AND NEVIS, #N/A	LATIN AMERICA & THE CARIBBEAN, 10.2	WORLD, 21.6

Per 100 inhabitants

Source: World Bank (complete URL address in the General Notes)

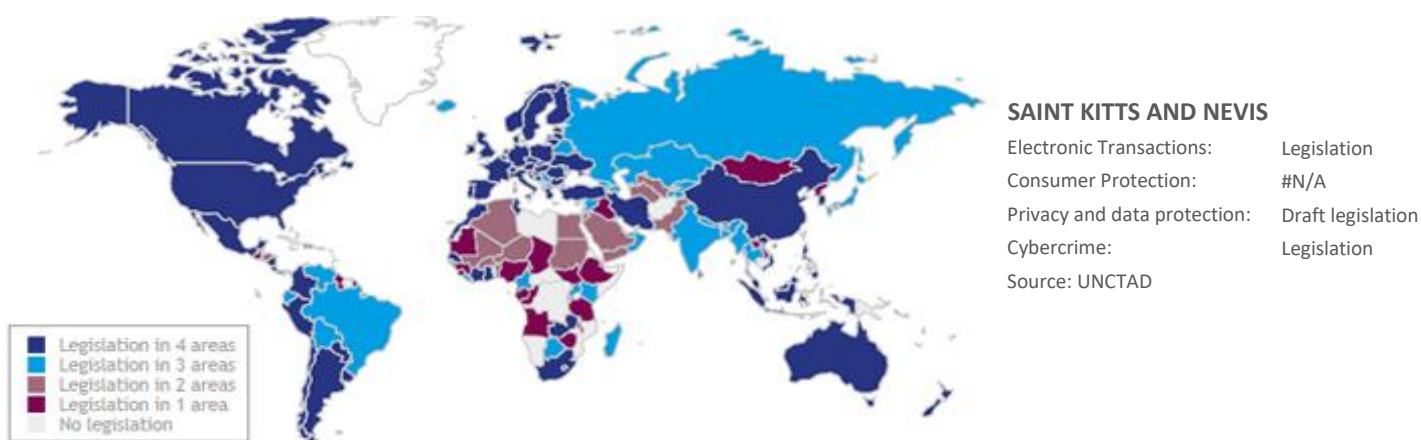
## COUNTRY PROFILE: SAINT KITTS AND NEVIS

### TRADE LOGISTICS - 2013-18



Source: UPU and World Bank (complete URL addresses in the General Notes)

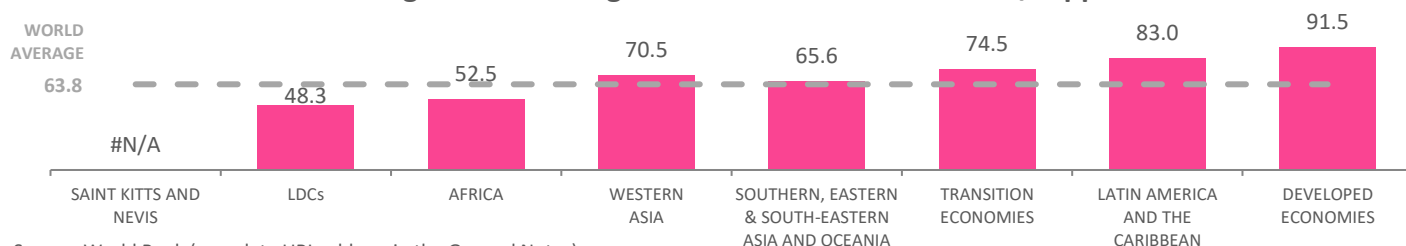
### LEGAL AND REGULATORY FRAMEWORKS - 2019



For more information see: [http://unctad.org/en/Pages/DTL/STI\\_and\\_ICTs/ICT4D-Legislation/eCom-Global-Legislation.aspx](http://unctad.org/en/Pages/DTL/STI_and_ICTs/ICT4D-Legislation/eCom-Global-Legislation.aspx)

### SKILLS DEVELOPMENT - 2013-17

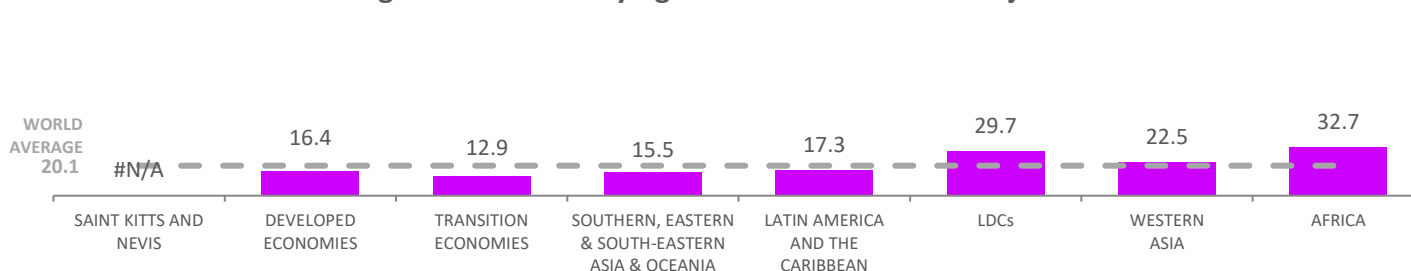
#### Percentage of firms using e-mail to interact with clients/suppliers



Source: World Bank (complete URL address in the General Notes)

### FINANCING FOR eCOMMERCE - 2013-17

#### Percentage of firms identifying access to finance as a major constraint



Source: World Bank (complete URL address in the General Notes)

## COUNTRY PROFILE: GENERAL NOTES

---

### NOTES:

- For merchandise trade - sum of exports and imports.

- Country groups are weighted using population for most indicators with the exception of those on skills development, financing for e-commerce and days to clear direct exports through customs. Regional average values relate to developing economies in those regions.

### SYMBOLS FOR MISSING VALUES:

0: Zero means nil or negligible

#N/A: Not available or not publishable

### FOR MORE INFORMATION ON DATA SOURCES SEE:

- ITU, World Telecommunication/ICT Indicators database: <http://www.itu.int/en/ITU-D/Statistics/Pages/publications/wtid.aspx>

- UNCTAD, UNCTADStat: <http://unctadstat.unctad.org>

- UPU, Postal Statistics: <http://www.upu.int/en/resources/postal-statistics/about-postal-statistics.html>

- World Bank, E-trade Indicators: <http://wits.worldbank.org/analyticaldata/etrade-indicators.aspx>

- WEF, Networked Readiness Index: <http://reports.weforum.org/global-information-technology-report-2016/networked-readiness-index>

### DISCLAIMER:

- The designations employed do not imply the expression of any opinion concerning the legal status of any country, territory, city or area, or of its authorities, or concerning the delimitation of its frontiers or boundaries.

### GENERATION DATE:

21 March 2019