









GENERAL INFORMATION - 2016

 Population 127.5 Millions	 GDP 1 076 914 Millions current US\$	 Merchandise trade 771 455 Millions current US\$
 Internet users 75.9 Millions	 GDP growth 2.9 %	 Land area 1 943 950 km ²

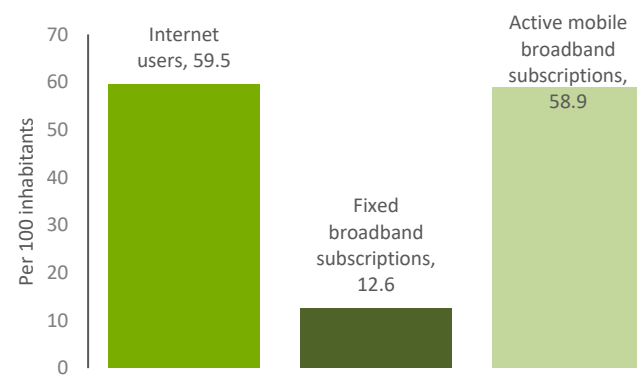
Source: UNCTAD and ITU (complete URL addresses in the General Notes)

E-COMMERCE ASSESSMENT - 2017

Rank in UNCTAD B2C E-commerce Index	Rank in ITU ICT Development Index	Rank in WEF Networked Readiness Index
90/144	87/176	76/139

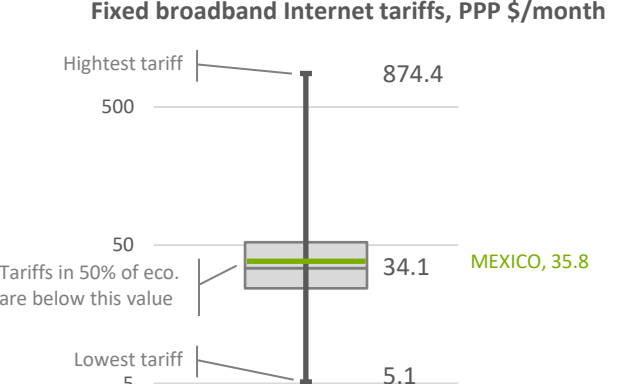
Source: UNCTAD, ITU and WEF (complete URL address in the General Notes) Note: 1 = Best

ICT INFRASTRUCTURE AND SERVICES - 2016



Metric	Value
Internet users	59.5
Fixed broadband subscriptions	12.6
Active mobile broadband subscriptions	58.9

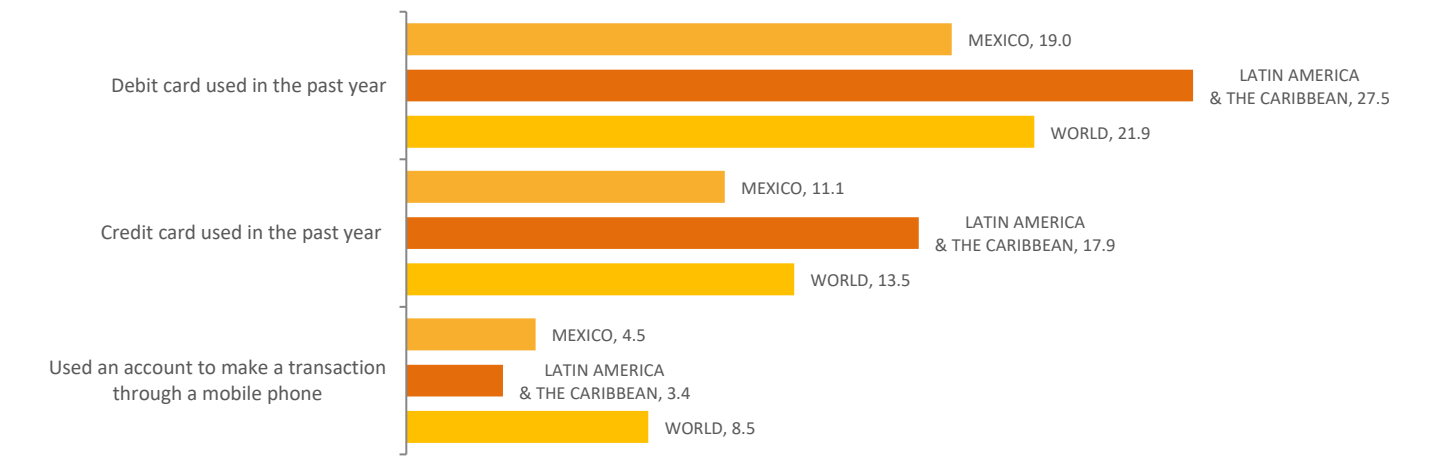
Fixed broadband Internet tariffs, PPP \$/month



Statistic	Value
Highest tariff	874.4
50th Percentile (Median)	34.1
MEXICO (2016)	35.8
25th Percentile	~15
75th Percentile	~50
Lowest tariff	5.1

Source: ITU (complete URL address in the General Notes)

PAYMENTS - 2014



Method	MEXICO	LATIN AMERICA & THE CARIBBEAN	WORLD
Debit card used in the past year	19.0	27.5	21.9
Credit card used in the past year	11.1	17.9	13.5
Used an account to make a transaction through a mobile phone	4.5	3.4	8.5

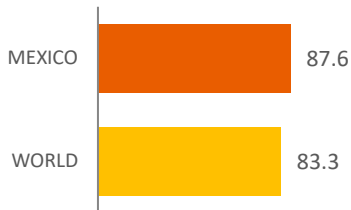
Source: World Bank (complete URL address in the General Notes)

COUNTRY PROFILE: MEXICO

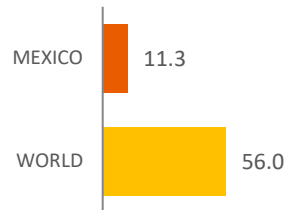


TRADE LOGISTICS - 2016

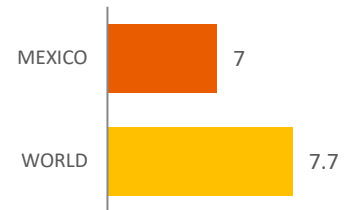
Percent of population having mail delivered at home



Postal reliability index (0 to 100, 100 = Best)



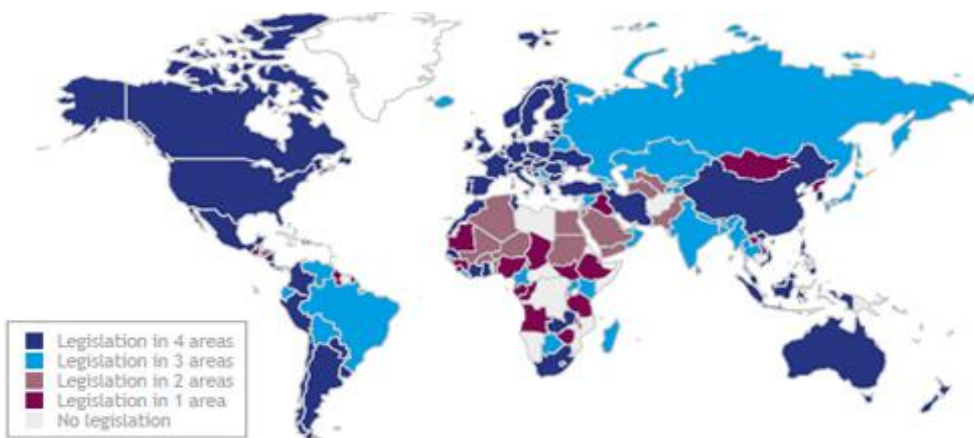
Days to clear direct exports through customs



Source: UPU and World Bank (complete URL addresses in the General Notes)



LEGAL AND REGULATORY FRAMEWORKS - 2017



MEXICO

Electronic Transactions: Legislation
 Consumer Protection: Legislation
 Privacy and data protection: Legislation
 Cybercrime: Legislation

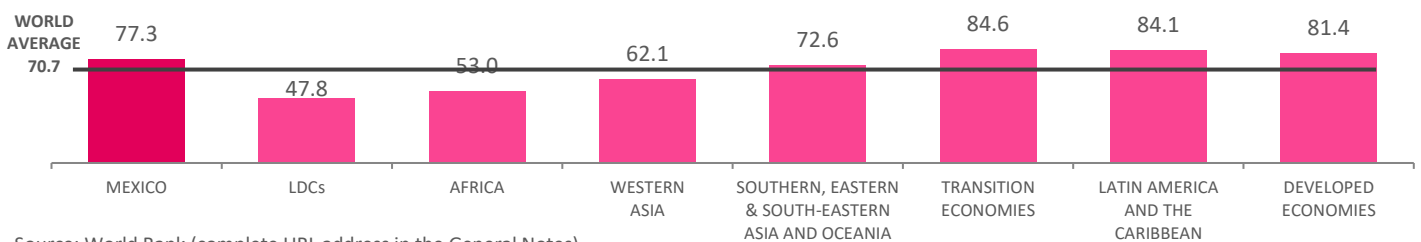
Source: UNCTAD

For more information see: http://unctad.org/en/Pages/DTL/STI_and_ICTs/ICT4D-Legislation/eCom-Global-Legislation.aspx



SKILLS DEVELOPMENT - 2013-17

Percentage of firms using e-mail to interact with clients/suppliers

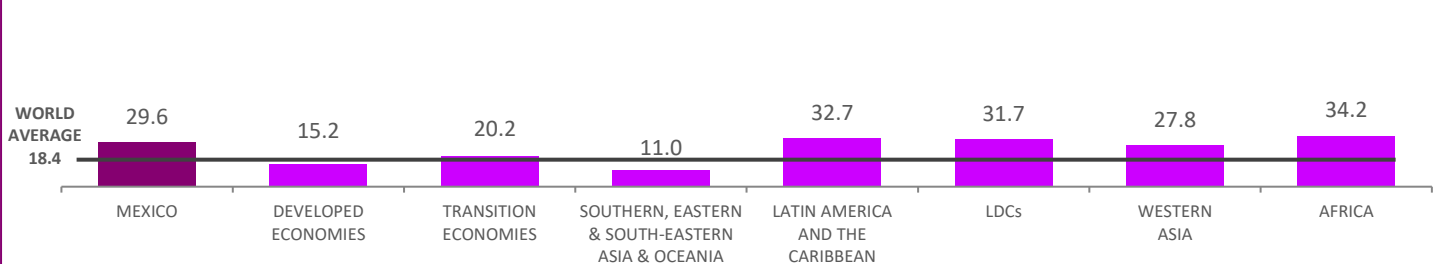


Source: World Bank (complete URL address in the General Notes)



FINANCING FOR eCOMMERCE - 2014-15

Percentage of firms identifying access to finance as a major constraint



Source: World Bank (complete URL address in the General Notes)

COUNTRY PROFILE: GENERAL NOTES

NOTES:

- For merchandise trade - sum of exports and imports.
- Country groups are weighted using population for most indicators with the exception of those on skills development, financing for e-commerce and days to clear direct exports through customs.

SYMBOLS FOR MISSING VALUES:

0: Zero means nil or negligible

#N/A: Not available or not publishable

FOR MORE INFORMATION ON DATA SOURCES SEE:

- ITU, World Telecommunication/ICT Indicators database: <http://www.itu.int/en/ITU-D/Statistics/Pages/publications/wtid.aspx>
- UNCTAD, UNCTADStat: <http://unctadstat.unctad.org>
- UPU, Postal Statistics: <http://www.upu.int/en/resources/postal-statistics/about-postal-statistics.html>
- World Bank, E-trade Indicators: <http://wits.worldbank.org/analyticaldata/etrade-indicators.aspx>
- WEF, Networked Readiness Index: <http://reports.weforum.org/global-information-technology-report-2016/networked-readiness-index>

DISCLAIMER:

- The designations employed do not imply the expression of any opinion concerning the legal status of any country, territory, city or area, or of its authorities, or concerning the delimitation of its frontiers or boundaries.

GENERATION DATE:

3 July 2018