









GENERAL INFORMATION - 2016

 Population 6.8 Millions	 GDP 15 806 Millions current US\$	 Merchandise trade 8 092 Millions current US\$
 Internet users 1.5 Millions	 GDP growth 7.0 %	 Land area 230 800 km2

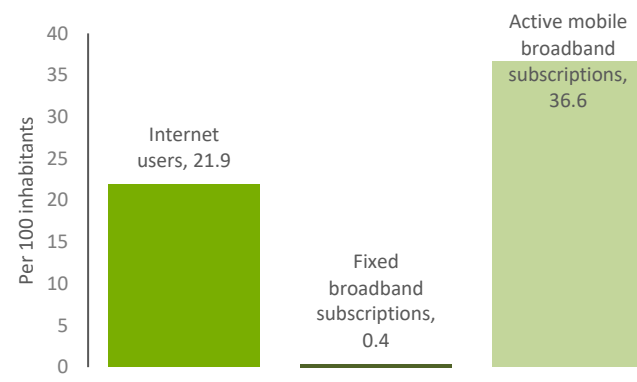
Source: UNCTAD and ITU (complete URL addresses in the General Notes)

E-COMMERCE ASSESSMENT - 2017

Rank in UNCTAD B2C E-commerce Index	Rank in ITU ICT Development Index	Rank in WEF Networked Readiness Index
92/144	139/176	104/139

Source: UNCTAD, ITU and WEF (complete URL address in the General Notes) Note: 1 = Best

ICT INFRASTRUCTURE AND SERVICES - 2016

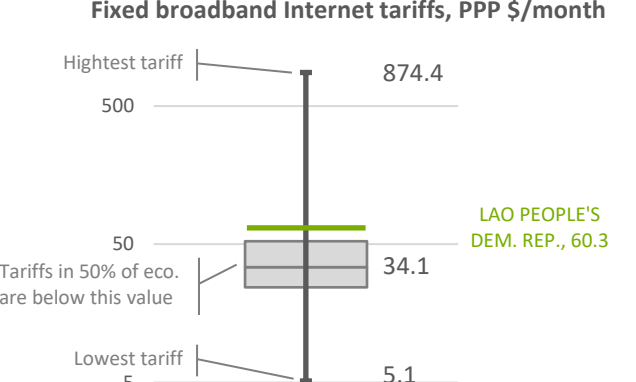


Internet users, 21.9

Fixed broadband subscriptions, 0.4

Active mobile broadband subscriptions, 36.6

Fixed broadband Internet tariffs, PPP \$/month



Highest tariff: 874.4

500

50

Tariffs in 50% of eco. are below this value: 50

LAO PEOPLE'S DEM. REP., 60.3

34.1

Lowest tariff: 5

5.1

Source: ITU (complete URL address in the General Notes)

PAYMENTS - 2014

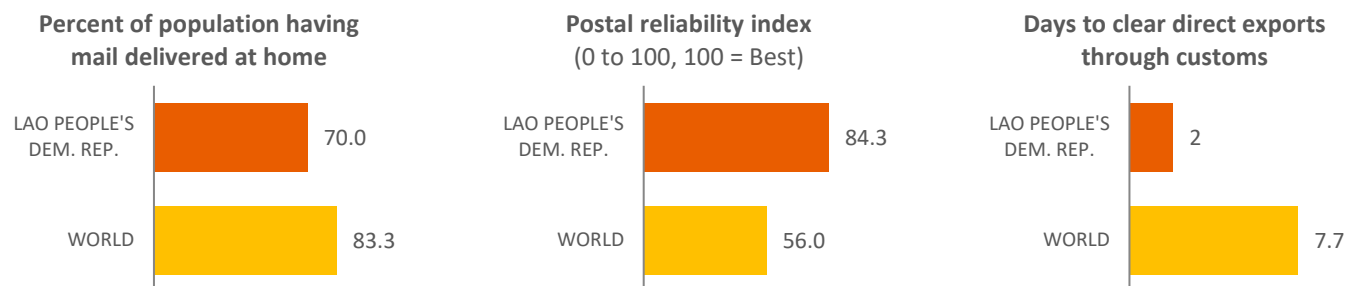
Debit card used in the past year	LAO PEOPLE'S DEM. REP., #N/A	SOUTHERN, EASTERN AND SOUTH-EASTERN ASIA & OCEANIA, 13.4	WORLD, 21.9
Credit card used in the past year	LAO PEOPLE'S DEM. REP., #N/A	SOUTHERN, EASTERN AND SOUTH-EASTERN ASIA & OCEANIA, 7.7	WORLD, 13.5
Used an account to make a transaction through a mobile phone	LAO PEOPLE'S DEM. REP., #N/A	SOUTHERN, EASTERN AND SOUTH-EASTERN ASIA & OCEANIA, 7.4	WORLD, 8.5

Per 100 inhabitants

Source: World Bank (complete URL address in the General Notes)

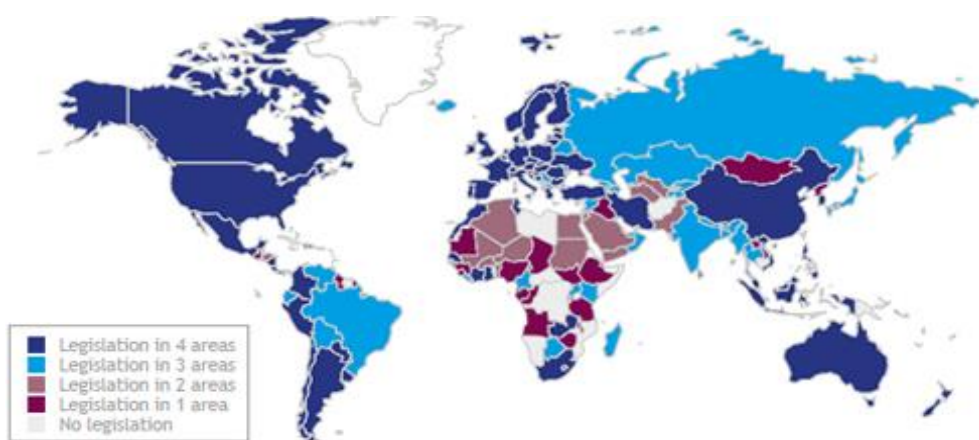
COUNTRY PROFILE: LAO PEOPLE'S DEM. REP.

TRADE LOGISTICS - 2016



Source: UPU and World Bank (complete URL addresses in the General Notes)

LEGAL AND REGULATORY FRAMEWORKS - 2017



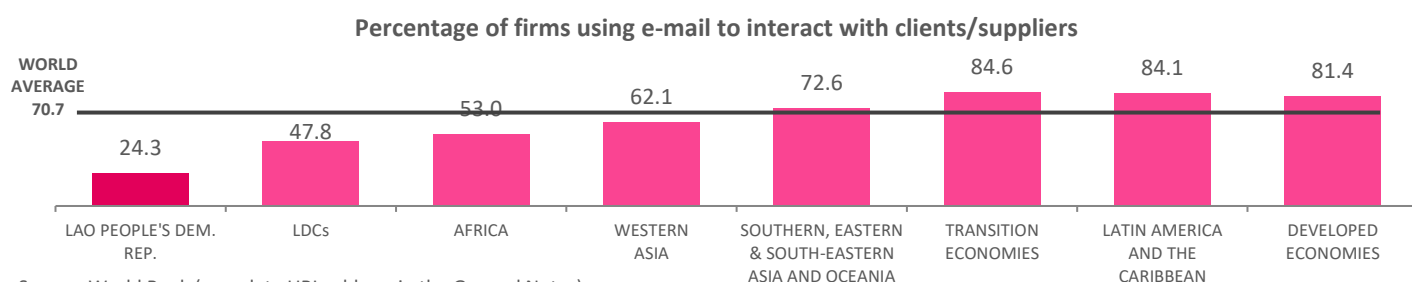
LAO PEOPLE'S DEM. REP.

Electronic Transactions: Legislation
 Consumer Protection: Draft legislation
 Privacy and data protection: No legislation
 Cybercrime: No legislation

Source: UNCTAD

For more information see: http://unctad.org/en/Pages/DTL/STI_and ICTs/ICT4D-Legislation/eCom-Global-Legislation.aspx

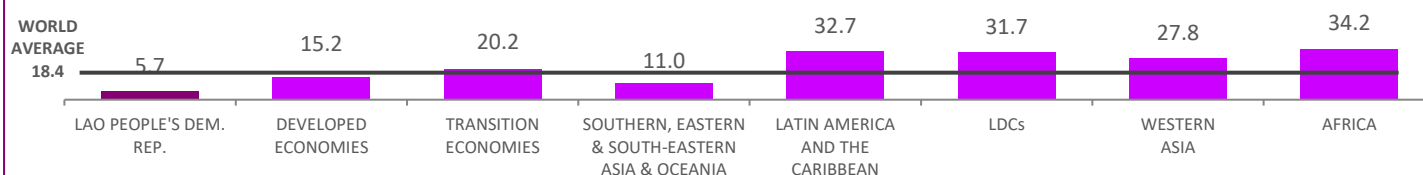
SKILLS DEVELOPMENT - 2013-17



Source: World Bank (complete URL address in the General Notes)

FINANCING FOR eCOMMERCE - 2014-15

Percentage of firms identifying access to finance as a major constraint



Source: World Bank (complete URL address in the General Notes)

COUNTRY PROFILE: GENERAL NOTES

NOTES:

- For merchandise trade - sum of exports and imports.
- Country groups are weighted using population for most indicators with the exception of those on skills development, financing for e-commerce and days to clear direct exports through customs.

SYMBOLS FOR MISSING VALUES:

0: Zero means nil or negligible

#N/A: Not available or not publishable

FOR MORE INFORMATION ON DATA SOURCES SEE:

- ITU, World Telecommunication/ICT Indicators database: <http://www.itu.int/en/ITU-D/Statistics/Pages/publications/wtid.aspx>
- UNCTAD, UNCTADStat: <http://unctadstat.unctad.org>
- UPU, Postal Statistics: <http://www.upu.int/en/resources/postal-statistics/about-postal-statistics.html>
- World Bank, E-trade Indicators: <http://wits.worldbank.org/analyticaldata/etrade-indicators.aspx>
- WEF, Networked Readiness Index: <http://reports.weforum.org/global-information-technology-report-2016/networked-readiness-index>

DISCLAIMER:

- The designations employed do not imply the expression of any opinion concerning the legal status of any country, territory, city or area, or of its authorities, or concerning the delimitation of its frontiers or boundaries.

GENERATION DATE:

3 July 2018