



GENERAL INFORMATION - 2016

<p>Population 1.8 Millions</p>	<p>GDP 1 123 Millions current US\$</p>	<p>Merchandise trade 512 Millions current US\$</p>
<p>Internet users 0.1 Millions</p>	<p>GDP growth 5.1 %</p>	<p>Land area 28 120 km²</p>

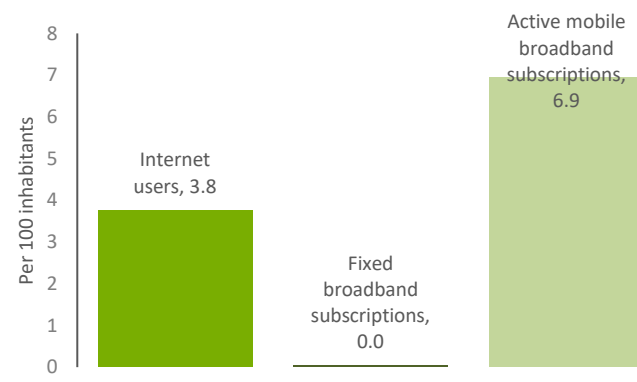
Source: UNCTAD and ITU (complete URL addresses in the General Notes)

E-COMMERCE ASSESSMENT - 2017

<p>Rank in UNCTAD B2C E-commerce Index</p> <p>-/144</p>	<p>Rank in ITU ICT Development Index</p> <p>173/176</p>	<p>Rank in WEF Networked Readiness Index</p> <p>-/139</p>
--	--	--

Source: UNCTAD, ITU and WEF (complete URL address in the General Notes) Note: 1 = Best

ICT INFRASTRUCTURE AND SERVICES - 2016

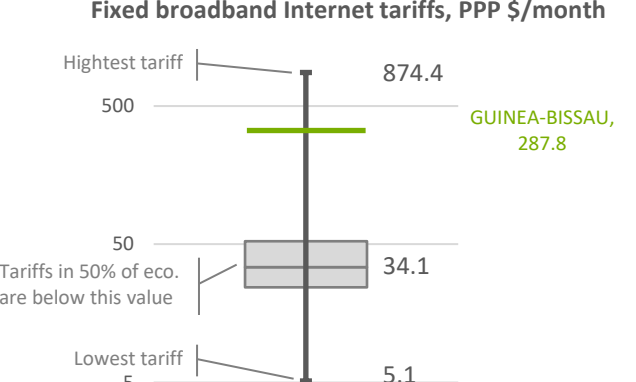


Internet users, 3.8

Fixed broadband subscriptions, 0.0

Active mobile broadband subscriptions, 6.9

Fixed broadband Internet tariffs, PPP \$/month



Highest tariff: 874.4

GUINEA-BISSAU, 287.8

Tariffs in 50% of eco. are below this value: 34.1

Lowest tariff: 5.1

Source: ITU (complete URL address in the General Notes)

PAYMENTS - 2014

Debit card used in the past year	<p>GUINEA-BISSAU, #N/A</p> <p>AFRICA, 7.6</p> <p>WORLD, 21.9</p>
Credit card used in the past year	<p>GUINEA-BISSAU, #N/A</p> <p>AFRICA, 1.8</p> <p>WORLD, 13.5</p>
Used an account to make a transaction through a mobile phone	<p>GUINEA-BISSAU, #N/A</p> <p>AFRICA, 4.9</p> <p>WORLD, 8.5</p>

Per 100 inhabitants

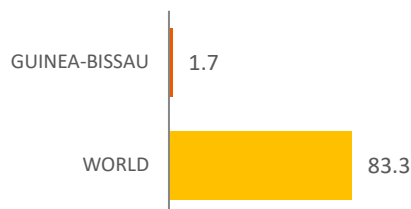
Source: World Bank (complete URL address in the General Notes)

COUNTRY PROFILE: GUINEA-BISSAU

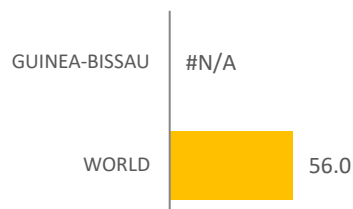


TRADE LOGISTICS - 2016

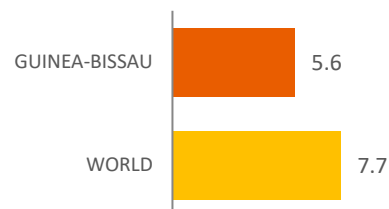
Percent of population having mail delivered at home



Postal reliability index (0 to 100, 100 = Best)



Days to clear direct exports through customs



Source: UPU and World Bank (complete URL addresses in the General Notes)



LEGAL AND REGULATORY FRAMEWORKS - 2017



GUINEA-BISSAU

Electronic Transactions:	Draft legislation
Consumer Protection:	Legislation
Privacy and data protection:	No legislation
Cybercrime:	No legislation

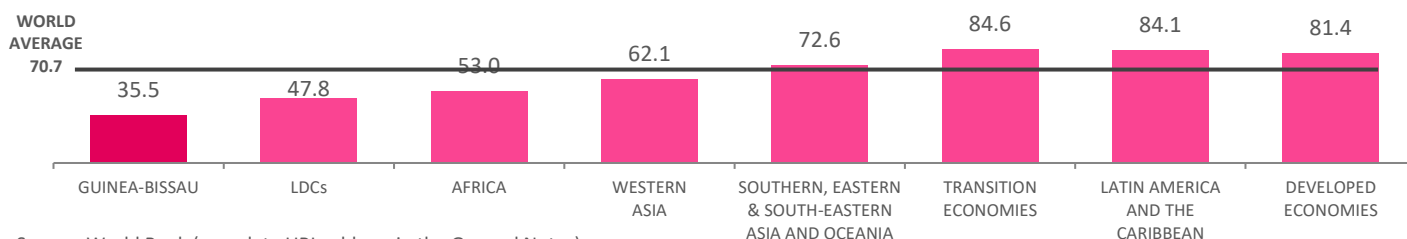
Source: UNCTAD

For more information see: http://unctad.org/en/Pages/DTL/STI_and_ICTs/ICT4D-Legislation/eCom-Global-Legislation.aspx



SKILLS DEVELOPMENT - 2013-17

Percentage of firms using e-mail to interact with clients/suppliers

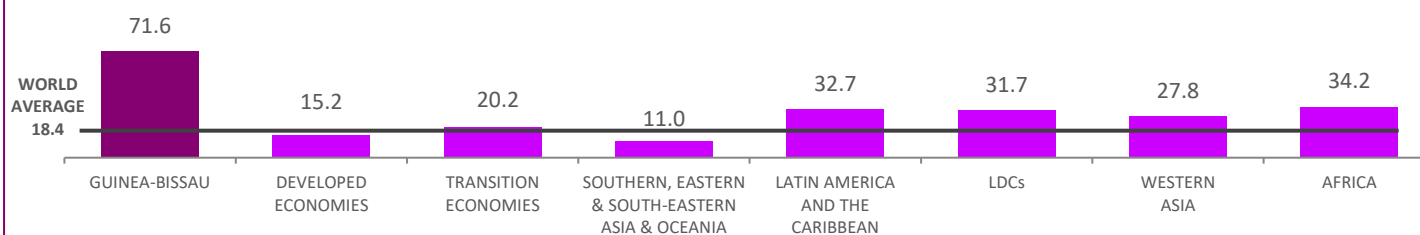


Source: World Bank (complete URL address in the General Notes)



FINANCING FOR eCOMMERCE - 2014-15

Percentage of firms identifying access to finance as a major constraint



Source: World Bank (complete URL address in the General Notes)

COUNTRY PROFILE: GENERAL NOTES

NOTES:

- For merchandise trade - sum of exports and imports.
- Country groups are weighted using population for most indicators with the exception of those on skills development, financing for e-commerce and days to clear direct exports through customs.

SYMBOLS FOR MISSING VALUES:

0: Zero means nil or negligible

#N/A: Not available or not publishable

FOR MORE INFORMATION ON DATA SOURCES SEE:

- ITU, World Telecommunication/ICT Indicators database: <http://www.itu.int/en/ITU-D/Statistics/Pages/publications/wtid.aspx>
- UNCTAD, UNCTADStat: <http://unctadstat.unctad.org>
- UPU, Postal Statistics: <http://www.upu.int/en/resources/postal-statistics/about-postal-statistics.html>
- World Bank, E-trade Indicators: <http://wits.worldbank.org/analyticaldata/etrade-indicators.aspx>
- WEF, Networked Readiness Index: <http://reports.weforum.org/global-information-technology-report-2016/networked-readiness-index>

DISCLAIMER:

- The designations employed do not imply the expression of any opinion concerning the legal status of any country, territory, city or area, or of its authorities, or concerning the delimitation of its frontiers or boundaries.

GENERATION DATE:

3 July 2018